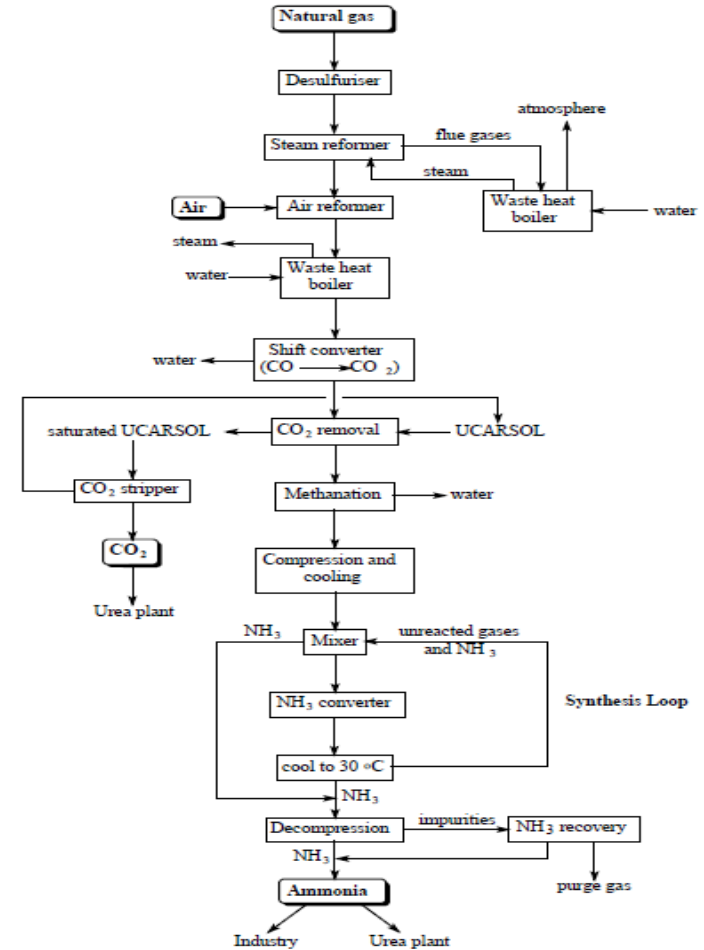


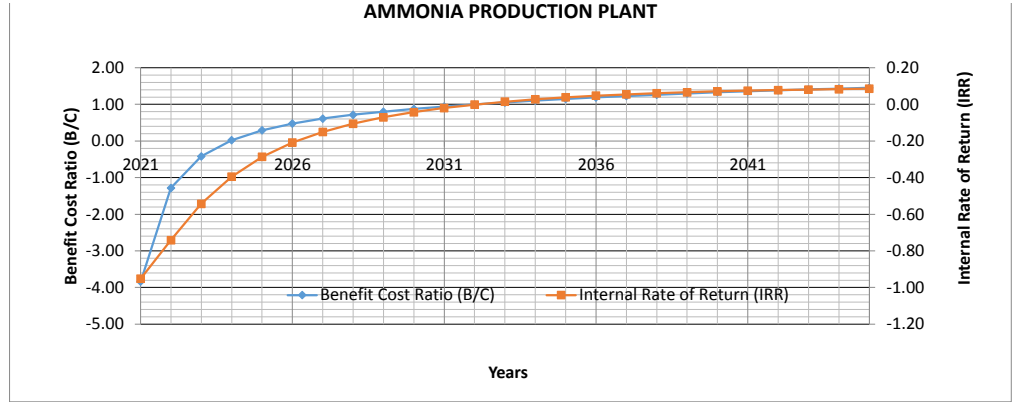
Malaysia Ammonia-chemical fertilizer Plant 300KTA

Description	Values	Unit
Work Start Year	2018	Years
Operating Year	2021	Years
Location of Ammonia	Green Field	<--Green Field, Brown Field
Site and Contry for Project	Malaysia	
Sensitivity of Golobal Financial Crisis	0	Years- Active Crisis Year, Otherwise = 0
Required Ammonia Product	300	KTA(Killo-Ton/Annual)
Requirement of Natural Gas from Pipeline	10,800,000	mmbtu/annual 36mmbtu/mt NH ₃
Assumed Standard Gas Flow	27.2	mmscfd at 288.716°K on 1.013bar
Assumed Normal Gas Flow	25.71	mmNcfd at 273.16°K on 1.013bar
Assumed Operating conditions	0.27	mmcfd at 288.16°K on 100bar
Required LNG	0.189430997	Mtpa
LNG Flow rate throu pipeline	1,214	m ³ /day
Assumed LNG Density	450	kg/m ³
Assumed Ammonia Density	681.90	kg/m ³
Required Electric Power(Diesel fired generator)	16.01	MW
Power Supply System	1	0 for Power Outer Supply, 1 for Site Power Generation
Power Supply Unit Price	0.11	USD/kwh for Power Outer Supply only
Initial Inflation of Fuel Natural Gas Price	0	%
Fuel Natural Gas Unit Price	3.83	USD/mmbtu in 2021Years
Pipeline Total Length for Natural Gas	100	km
Transportation Speed for Natural Gas	16	Knots
Pipeline Charter Price for Natural Gas	390,295	USD/year
Ammonia Storage Area at -33.3°C	6658.56	m ² for stock days = 21days
Unit Ammonia Plant Land Size per 1KTA	467	m ² /KTA
Total Land Size	146,659	m ² - 36.24Acre
Unit Space Acquisition Cost	16	USD/m ² in Malaysia
CAPEX of Area Acquisition Cost	2,345,070	USD
CAPEX for Ammonia Chemical Plant	370,923,529	USD - 삼억칠천구십이만삼천오백이십구
CAPEX for Break Water Length is 500m	50,000,000	USD 100,000USD/m
CAPEX for Berthing Dol 17k DWT x 1 set	3,000,000	USD 176,471k DWT
CAPEX for Trestle and Piers x 500m	6,636,798	USD 13,274USD/m
CAPEX for Unloading Ci 17k DWT x 1 set	1,700,000	USD 1,000,000k DWT
CAPEX for Conveyer System x 500m	500,000	USD 1,000USD/m
CAPEX for onshore Pipe x 24.00inch x 0m	0	USD 492USD/m
CAPEX for Transmission Line Length is 5km	0	USD -15Kv --Single Cii 1 - Circuit
Total CAPEX for Construction and Fabrication	445,927,949	USD - 사억사천오백구십이만칠천구백사
Construction and Fabrication Period	3	Years
Interest FEE during Construction and Fabrication	43,706,619	USD
TOTAL CAPEX AND INTREST FEE DURING CONSTRUCTION	489,634,568	USD - 사억팔천구백육십삼만사천오백육
Fixed and Various OPEX	22,713,147	USD/Year
Total cost of purchased Natural Gas	41,754,295	USD/Year(including transportation)
Ammonia Unit Sale Price	400	USD at 2021years
Total Sale Cost of Ammonia	120,000,000	USD at 2021years
Fund Intrest	6.5	%
Return rate on investment of Net Profit, r	1	%
Operating Periods	25	Years
Project Design Life	50	Years
Benefit Cost Ratio (B/C)	1.45	≥ 1.1 GOOD For 25Years Operating
IRR(Internal Rate of Return)	8.53%	> 0 GOOD For 25Years Operating
NPV(Net Present Value)	894,500,795	USD with Asset value of Project for 25Ye

STORAGE TANK					
Storage	Nos of Tank	Diameters	Center Gap	Edge gap	Required Space
25,295m ³	5	20.4m	0.5D	0.5D	6,658.6m ²



Inflation of LPG Purchased Price	0	% , If Inflation = 0, the LNG Unit price shall be quoted Forecast Price, otherwise consider inflation based on 2021Years Sale Cost, If no consider inflation, the value=10E-11
1. Sale Cost of Ammonia is applicable Based on inflation of Propane Forecast Price	1	<-- 0 : Not Applicable, 1 : Applicable of Ammonia Forecast Price
2. Ammonia Sale Price from 2021Years to 2023 Years	0	% from 1Years to 3 Years
Inflation to be considered in from 2024Years to 2027 Years	0	% from 4Years to 7 Years
from 2028Years to 2030 Years	0	% from 8Years to 10 Years
years(Increased from 2031Years to 2035 Years	0	% from 11Years to 15 Years
Previous Inflation) from 2036Years to 2045 Years	0	% from 16Years to 25 Years
Income tax rate for government	18	%
Inflation of Space Acquisition	1	%
First Project residual value	235,163,424	USD after 10 Years
Second Project residual value	95,673,994	USD after 30 Years
Final residual value on Design Life	40,714,623	USD after 50 Years
Net Payback Turn Over Periods	12.001	Years



Actual Payback turn Over Years	13Years	13Years	해 찾기
Initial Value(min 0%, max 7.692%)	3.520%	3.520%	0
Limit of Initial Value	≤ 7.692%	≤ 7.692%	Good

End of Year	% of Return of Equity	% of Return of FUND	Return of Equity (USD)	Return of FUND(USD)	Remain Cost(USD)	Fund Interest 6.5%(USD)	OPEX(USD)	Yearly Revenue(USD)	Yearly Purchased Price(USD) of LNG W/ Inflation	Net Profit(USD)	(현재자산가치)Asset value-Residual Value(USD)	(순현재가치)Net Present Value	Benefit Cost Ratio (B/C)	(내부수익률)Internal Rate of Return (IRR)	
			20% of Equity	80% of FUND											
2021	1	3.52%	3.52%	3,447,283	13,789,131	489,634,568	31,826,247	22,713,147	120,000,000	41,754,295	5,305,315	354,424,057	-461,547,498	-3.84	-0.95
2022	2	4.22%	4.22%	4,128,209	16,512,836	472,398,154	30,705,880	22,713,147	123,000,000	42,942,295	4,918,059	338,535,761	-435,692,259	-1.28	-0.74
2023	3	4.91%	4.91%	4,809,135	19,236,540	451,757,109	29,364,212	22,713,147	126,000,000	44,238,295	4,623,710	323,447,966	-407,166,186	-0.42	-0.54
2024	4	5.61%	5.61%	5,490,061	21,960,245	427,711,434	27,801,243	22,713,147	129,000,000	45,750,295	4,333,707	309,097,568	-376,019,657	0.02	-0.39
2025	5	6.30%	6.30%	6,170,987	24,683,949	400,261,128	26,016,973	22,713,147	132,000,000	46,830,295	4,579,412	295,484,567	-341,691,920	0.29	-0.29
2026	6	7.00%	7.00%	6,851,913	27,407,654	369,406,191	24,011,402	22,713,147	133,850,001	48,342,295	3,709,344	282,240,390	-305,518,170	0.48	-0.21
2027	7	7.69%	7.69%	7,532,840	30,131,358	335,146,624	21,784,531	22,713,147	135,700,002	49,854,295	3,020,742	269,733,616	-267,333,958	0.61	-0.15
2028	8	8.39%	8.39%	8,213,766	32,855,062	297,482,427	19,336,358	22,713,147	137,550,003	51,366,295	2,513,608	257,595,669	-226,980,299	0.72	-0.11
2029	9	9.08%	9.08%	8,894,692	35,578,767	256,413,599	16,666,884	22,713,147	139,400,004	52,878,295	2,187,940	246,195,130	-184,303,552	0.80	-0.07
2030	10	9.78%	9.78%	9,575,618	38,302,471	211,940,140	13,776,109	22,713,147	141,250,005	54,390,295	2,043,739	235,163,424	-139,155,320	0.87	-0.04
2031	11	10.47%	10.47%	10,256,544	41,026,176	164,062,051	10,664,033	22,713,147	143,100,006	54,843,198	2,949,464	224,869,132	-90,452,437	0.94	-0.02
2032	12	11.17%	11.17%	10,937,470	43,749,880	112,779,331	7,330,657	22,713,147	144,950,007	55,296,101	4,036,657	214,943,676	-38,075,269	1.00	0.00
2033	13	11.86%	11.86%	11,618,396	46,473,585	58,091,981	3,775,979	22,713,147	146,800,008	55,749,004	5,305,315	205,387,061	18,091,173	1.05	0.01
2034	14	0.00%	0.00%	0	0	0	0	22,713,147	148,650,009	56,201,908	57,182,662	196,199,289	78,157,339	1.10	0.03
2035	15	0.00%	0.00%	0	0	0	0	22,713,147	150,500,010	56,654,811	58,328,283	187,380,362	138,820,266	1.15	0.04
2036	16	0.00%	0.00%	0	0	0	0	22,713,147	152,350,011	57,096,174	59,483,365	179,298,861	200,071,991	1.19	0.05
2037	17	0.00%	0.00%	0	0	0	0	22,713,147	154,200,012	57,537,538	60,638,448	171,586,211	261,894,909	1.23	0.05
2038	18	0.00%	0.00%	0	0	0	0	22,713,147	156,050,013	57,978,901	61,793,531	163,873,837	324,271,704	1.26	0.06
2039	19	0.00%	0.00%	0	0	0	0	22,713,147	157,900,014	58,420,265	62,948,614	156,530,318	387,185,348	1.30	0.07
2040	20	0.00%	0.00%	0	0	0	0	22,713,147	159,750,015	58,861,628	64,103,696	149,555,658	450,619,095	1.33	0.07
2041	21	0.00%	0.00%	0	0	0	0	22,713,147	161,600,016	59,302,992	65,258,779	142,949,860	514,556,480	1.36	0.07
2042	22	0.00%	0.00%	0	0	0	0	22,713,147	163,450,017	59,744,355	66,413,862	136,712,927	578,981,311	1.38	0.08
2043	23	0.00%	0.00%	0	0	0	0	22,713,147	165,300,018	60,185,719	67,568,945	130,844,861	643,877,667	1.41	0.08
2044	24	0.00%	0.00%	0	0	0	0	22,713,147	167,150,019	60,627,082	68,724,027	124,977,087	709,229,896	1.43	0.08
2045	25	0.00%	0.00%	0	0	0	0	22,713,147	169,000,020	61,068,446	69,879,110	119,478,186	775,022,608	1.45	0.09
2046	26	0.00%	0.00%	0	0	0	0	0	0	0	0	0	0	0.00	0.00
2047	27	0.00%	0.00%	0	0	0	0	0	0	0	0	0	0	0.00	0.00
2048	28	0.00%	0.00%	0	0	0	0	0	0	0	0	0	0	0.00	0.00

2049	29	0.00%	0.00%	0	0	0	0	0	0	0	0	0	0	0.00	0.00
2050	30	0.00%	0.00%	0	0	0	0	0	0	0	0	0	0	0.00	0.00
2051	31	0.00%	0.00%	0	0	0	0	0	0	0	0	0	0	0.00	0.00
2052	32	0.00%	0.00%	0	0	0	0	0	0	0	0	0	0	0.00	0.00
2053	33	0.00%	0.00%	0	0	0	0	0	0	0	0	0	0	0.00	0.00
2054	34	0.00%	0.00%	0	0	0	0	0	0	0	0	0	0	0.00	0.00
2055	35	0.00%	0.00%	0	0	0	0	0	0	0	0	0	0	0.00	0.00
2056	36	0.00%	0.00%	0	0	0	0	0	0	0	0	0	0	0.00	0.00
2057	37	0.00%	0.00%	0	0	0	0	0	0	0	0	0	0	0.00	0.00
2058	38	0.00%	0.00%	0	0	0	0	0	0	0	0	0	0	0.00	0.00
2059	39	0.00%	0.00%	0	0	0	0	0	0	0	0	0	0	0.00	0.00
2060	40	0.00%	0.00%	0	0	0	0	0	0	0	0	0	0	0.00	0.00
2061	41	0.00%	0.00%	0	0	0	0	0	0	0	0	0	0	0.00	0.00
2062	42	0.00%	0.00%	0	0	0	0	0	0	0	0	0	0	0.00	0.00
2063	43	0.00%	0.00%	0	0	0	0	0	0	0	0	0	0	0.00	0.00
2064	44	0.00%	0.00%	0	0	0	0	0	0	0	0	0	0	0.00	0.00
2065	45	0.00%	0.00%	0	0	0	0	0	0	0	0	0	0	0.00	0.00
2066	46	0.00%	0.00%	0	0	0	0	0	0	0	0	0	0	0.00	0.00
2067	47	0.00%	0.00%	0	0	0	0	0	0	0	0	0	0	0.00	0.00
2068	48	0.00%	0.00%	0	0	0	0	0	0	0	0	0	0	0.00	0.00
2069	49	0.00%	0.00%	0	0	0	0	0	0	0	0	0	0	0.00	0.00
2070	50	0.00%	0.00%	0	0	0	0	0	0	0	0	0	0	0.00	0.00
	Summation	100%	100%	97,926,914	391,707,654	4,047,084,735	263,060,508	567,828,681	3,658,500,210	1,347,915,070	811,850,334	119,478,186	894,500,795	1.45	0.09

1. www.duncan.seddon.com

2. I-Chemicals-A-Ammonia and Urea-1

3. World Bank Commodities Price Forecast (nominal US dollars)

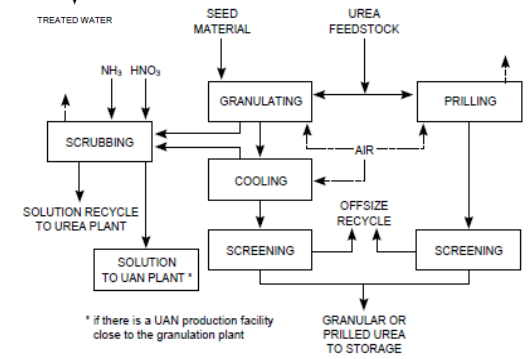
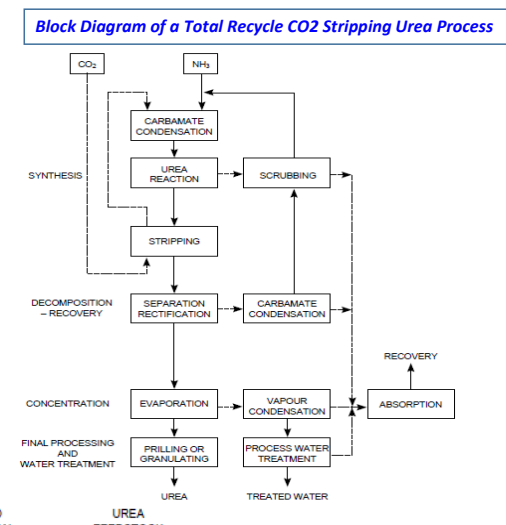
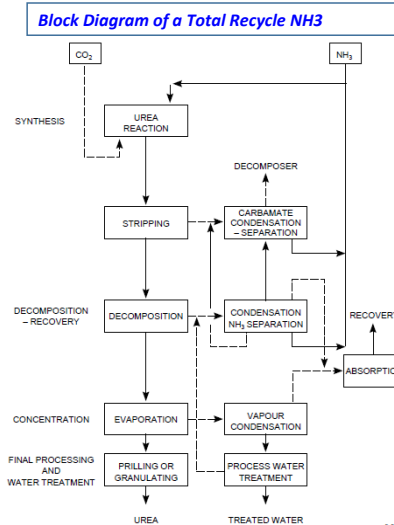
4. Dan Rusinak – Middough, Production of Prilled Urea, Sule Alabi Jonathan Arana Elizabeth Moscoso Oleg Yazvin

Malaysia UREA-chemical fertilizer Plant 529.4KTA

Description	Values	Unit
Work Start Year	2018	Years
Operating Year	2021	Years
Location of Urea	Green Field	<-Green Field, Brown Field
Site and Contry for Project	Malaysia	
Sensitivity of Golobal Financial Crisis	0	Years- Active Crisis Year, Otherwise = 0
Required UREA Product	529.41	KTA(KilloTon/Ann.)
Requirement of Ammonia	300,000	ton/annual
Requirement of Natural Gas	10,800,000	mmbtu/annual 20.4mmbtu/mt gr urea
Assumed Standard Gas Flow	27.2	mmscfd at 288.716°K on 1.013bar
Assumed Normal Gas Flow	25.71	mmNcfd at 273.16°K on 1.013bar
Assumed Operating conditions	0.27	mmcfd at 288.16°K on 100bar
Required LNG	0.189430997	Mtpa
Ammonia Flow rate thru pipeline	2,237	m³/day
Assumed Ammonia Density	682	kg/m³
Assumed Urea Density	1,320	kg/m³
Required Electric Power(Diesel fired generator)	16.10	MW
Power Supply System	1	0 for Power Outer Supply, 1 for Site Power Generation
Power Supply Unit Price	0.11	USD/kwh for Power Outer Supply only
Initial Inflation of Ammonia Price	0	%
Raw Material of Ammonia Unit Price	165.1809822	USD/mt Ammonia in 2021Years
Ammonia Vessel transportation Distance	100	km
Vessel Speed	16	knots
Ammonia Charter Price	719,184	USD/year
UREA Storage Area	6050.52	m² for stock days = 21days
Unit Urea Plant Land Size per 1KTA	433	m²/KTA
Total Land Size	235,461	m² - 58.18Acre
Unit Space Acquisition Cost	16	USD/m² in Malaysia
CAPEX of Area Acquisition Cost	3,765,020	USD
CAPEX for Urea Chemical Plant	417,286,957	USD - 사업일천칠백이십팔만육천구백오십
CAPEX for Break Water Length is	0m	0 USD 100,000USD/m
CAPEX for Berthing Dol 30k DWT	x 1 set	5,294,118 USD 176,471k DWT
CAPEX for Trestle and Piers	x 500m	6,636,798 USD 13,274USD/m
CAPEX for Unloading Ci 30k DWT	x 1 set	3,000,000 USD 1,000,000k DWT
CAPEX for Conveyer System	x 500m	500,000 USD 1,000USD/m
CAPEX for onshore Pipe x 24.00inch	x 0m	0 USD 492USD/m
CAPEX for Transmission Line Length is	5km	0 USD -15Kv --Single Cir 1 - Circuit
Total CAPEX for Construction and Fabrication	447,369,042	USD - 사업일천칠백삼십육만구천사십이
Construction and Fabrication Period	3	Years
Interest FEE during Construction and Fabrication	43,985,571	USD
TOTAL CAPEX AND INTREST FEE DURING CONSTRUCTION	491,354,613	USD - 사업구천일백삼십오만사천육백일십
Fixed and Various OPEX	24,172,131	USD/Year
Total cost of purchased Ammonia	50,273,479	USD/Year(including transportation)
UREA Unit Sale Price	250	USD at 2021years
Total Sale Cost of Urea	132,352,163	USD at 2021years
Fund Intrest	6.5	%
Return rate on investment of Net Profit, r	3	%
Operating Periods	25	Years
Project Design Life	50	Years
Benefit Cost Ratio (B/C)	1.53	≥ 1.1 GOOD For 25Years Operating
IRR(Internal Rate of Return)	9.89%	> 0 GOOD For 25Years Operating
NPV(Net Present Value)	756,890,522	USD with Asset value of Project for 25Year

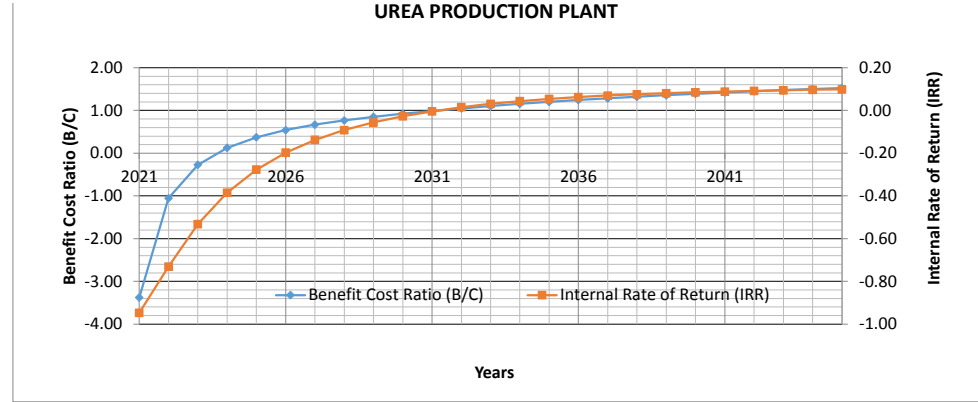
STORAGE TANK					
Storage	Nos of Tank	Diameters	Center Gap	Edge gap	equired Space
23,059m³	2	29.4m	0.5D	0.5D	6,050.5m²

15.556°C	1.013250274bar	657.45	1817.649058	53.36563711
0°C	1.013250274bar	1160.199058		
15°C	100bar			



Block Diagram for Urea Granulation and Prilling Processes

Inflation of LPG Purchased Price	0	% , If Inflation = 0, the Ammonia Unit price shall be quoted Forecast Price, otherwise consider inflation based on 2021Years Sale Cost, if no consider Inflation, the value=10E-11
1. Sale Cost of Ammonia is applicable Based on inflation of Propane Forecast Price	1	<-- 0 : Not Applicable, 1 : Applicable of Urea Forecast Price
2. Ammonia Sale Price from 2021Years to 2023 Years	0	% from 1Years to 3 Years
Inflation to be considered in from 2024Years to 2027 Years	0	% from 4Years to 7 Years
from 2028Years to 2030 Years	0	% from 8Years to 10 Years
from 2031Years to 2035 Years	0	% from 11Years to 15 Years
Previous Inflation) from 2036Years to 2045 Years	0	% from 16Years to 25 Years
Income tax rate for government	18	%
Inflation of Space Acquisition	1	%
First Project residual value	265,091,267	USD after 10 Years
Second Project residual value	108,868,685	USD after 30 Years
Final residual value on Design Life	47,544,266	USD after 50 Years
Net Payback Turn Over Periods	11.004	Years



Actual Payback turn Over Years	12Years	12Years	해 찾기
Initial Value(min 0%, max 8.333%)	3.612%	3.612%	0 Good
Limit of Initial Value	≤ 8.333%	≤ 8.333%	

End of Year	% of Return of Equity	% of Return of FUND	Return of Equity (USD)	Return of FUND(USD)	Remain Cost(USD)	Fund Interest 6.5%(USD)	OPEX(USD)	Yearly Revenue(USD)	Yearly Purchased Price(USD) of LNG W/ Inflation	Net Profit(USD)	(현재자산가치)Asset value=Residual Value(USD)	(순현재가치)Net Present Value	Benefit Cost Ratio (B/C)	(내부수익률)Internal Rate of Return (IRR)	
			20% of Equity	80% of FUND											
2021	1	3.61%	3.61%	3,549,389	14,197,557	491,354,613	31,938,050	24,172,131	132,352,163	50,273,479	6,741,676	398,786,923	-452,565,509	-3.37	-0.95
2022	2	4.47%	4.47%	4,392,999	17,571,997	473,607,667	30,784,498	24,172,131	134,999,206	51,461,479	5,425,204	380,972,704	-426,409,756	-1.05	-0.73
2023	3	5.33%	5.33%	5,236,609	20,946,436	451,642,671	29,356,774	24,172,131	137,646,249	52,757,479	4,244,993	364,056,711	-398,546,921	-0.27	-0.53
2024	4	6.19%	6.19%	6,080,219	24,320,876	425,459,626	27,654,876	24,172,131	140,293,292	54,269,479	3,112,484	347,968,147	-369,048,455	0.13	-0.38
2025	5	7.05%	7.05%	6,923,829	27,695,315	395,058,531	25,678,805	24,172,131	143,469,744	55,349,479	2,993,153	332,707,014	-336,998,494	0.37	-0.28
2026	6	7.90%	7.90%	7,767,439	31,069,754	360,439,388	23,428,560	24,172,131	146,540,314	56,861,479	2,657,580	317,859,795	-302,785,111	0.54	-0.20
2027	7	8.76%	8.76%	8,611,048	34,444,194	321,602,195	20,904,143	24,172,131	149,610,885	58,373,479	2,546,830	303,840,016	-266,345,087	0.67	-0.14
2028	8	9.62%	9.62%	9,454,658	37,818,633	278,546,952	18,105,552	24,172,131	152,681,455	59,885,479	2,660,901	290,234,158	-227,627,022	0.77	-0.09
2029	9	10.48%	10.48%	10,298,268	41,193,073	231,273,660	15,032,788	24,172,131	155,752,025	61,397,479	2,999,795	277,455,748	-186,590,520	0.85	-0.06
2030	10	11.34%	11.34%	11,141,878	44,567,512	179,782,319	11,685,851	24,172,131	158,822,595	62,909,479	3,563,510	265,091,267	-143,205,413	0.92	-0.03
2031	11	12.20%	12.20%	11,985,488	47,941,952	124,072,929	8,064,740	24,172,131	161,673,257	63,362,382	5,040,182	253,554,242	-96,862,436	0.99	0.00
2032	12	13.05%	13.05%	12,829,098	51,316,391	64,145,489	4,169,457	24,172,131	164,523,919	63,815,285	6,741,676	242,431,155	-47,583,999	1.05	0.02
2033	13	0.00%	0.00%	0	0	0	0	24,172,131	167,374,580	64,268,188	64,726,094	231,722,010	4,600,846	1.11	0.03
2034	14	0.00%	0.00%	0	0	0	0	24,172,131	170,225,242	64,721,091	66,692,256	221,426,811	56,804,775	1.16	0.04
2035	15	0.00%	0.00%	0	0	0	0	24,172,131	173,075,904	65,173,995	68,658,418	211,545,562	108,982,404	1.20	0.05
2036	16	0.00%	0.00%	0	0	0	0	24,172,131	175,926,566	65,615,358	70,634,043	202,491,790	161,097,962	1.25	0.06
2037	17	0.00%	0.00%	0	0	0	0	24,172,131	178,777,227	66,056,722	72,609,667	193,851,977	213,110,800	1.29	0.07
2038	18	0.00%	0.00%	0	0	0	0	24,172,131	181,627,889	66,498,085	74,585,292	185,212,606	264,982,690	1.32	0.08
2039	19	0.00%	0.00%	0	0	0	0	24,172,131	184,478,551	66,939,449	76,560,916	176,987,202	316,677,718	1.36	0.08
2040	20	0.00%	0.00%	0	0	0	0	24,172,131	187,329,213	67,380,812	78,536,541	169,175,771	368,162,182	1.39	0.08
2041	21	0.00%	0.00%	0	0	0	0	24,172,131	190,179,875	67,822,176	80,512,165	161,778,317	419,404,494	1.42	0.09
2042	22	0.00%	0.00%	0	0	0	0	24,172,131	193,030,536	68,263,539	82,487,790	154,794,844	470,375,082	1.45	0.09
2043	23	0.00%	0.00%	0	0	0	0	24,172,131	195,881,198	68,704,903	84,463,415	148,225,356	521,046,305	1.48	0.09
2044	24	0.00%	0.00%	0	0	0	0	24,172,131	198,731,860	69,146,266	86,439,039	141,656,338	571,392,362	1.50	0.10
2045	25	0.00%	0.00%	0	0	0	0	24,172,131	201,582,522	69,587,630	88,414,664	135,501,315	621,389,208	1.53	0.10
2046	26	0.00%	0.00%	0	0	0	0	0	0	0	0	0	0	0.00	0.00
2047	27	0.00%	0.00%	0	0	0	0	0	0	0	0	0	0	0.00	0.00
2048	28	0.00%	0.00%	0	0	0	0	0	0	0	0	0	0	0.00	0.00

2049	29	0.00%	0.00%	0	0	0	0	0	0	0	0	0	0	0.00	0.00
2050	30	0.00%	0.00%	0	0	0	0	0	0	0	0	0	0	0.00	0.00
2051	31	0.00%	0.00%	0	0	0	0	0	0	0	0	0	0	0.00	0.00
2052	32	0.00%	0.00%	0	0	0	0	0	0	0	0	0	0	0.00	0.00
2053	33	0.00%	0.00%	0	0	0	0	0	0	0	0	0	0	0.00	0.00
2054	34	0.00%	0.00%	0	0	0	0	0	0	0	0	0	0	0.00	0.00
2055	35	0.00%	0.00%	0	0	0	0	0	0	0	0	0	0	0.00	0.00
2056	36	0.00%	0.00%	0	0	0	0	0	0	0	0	0	0	0.00	0.00
2057	37	0.00%	0.00%	0	0	0	0	0	0	0	0	0	0	0.00	0.00
2058	38	0.00%	0.00%	0	0	0	0	0	0	0	0	0	0	0.00	0.00
2059	39	0.00%	0.00%	0	0	0	0	0	0	0	0	0	0	0.00	0.00
2060	40	0.00%	0.00%	0	0	0	0	0	0	0	0	0	0	0.00	0.00
2061	41	0.00%	0.00%	0	0	0	0	0	0	0	0	0	0	0.00	0.00
2062	42	0.00%	0.00%	0	0	0	0	0	0	0	0	0	0	0.00	0.00
2063	43	0.00%	0.00%	0	0	0	0	0	0	0	0	0	0	0.00	0.00
2064	44	0.00%	0.00%	0	0	0	0	0	0	0	0	0	0	0.00	0.00
2065	45	0.00%	0.00%	0	0	0	0	0	0	0	0	0	0	0.00	0.00
2066	46	0.00%	0.00%	0	0	0	0	0	0	0	0	0	0	0.00	0.00
2067	47	0.00%	0.00%	0	0	0	0	0	0	0	0	0	0	0.00	0.00
2068	48	0.00%	0.00%	0	0	0	0	0	0	0	0	0	0	0.00	0.00
2069	49	0.00%	0.00%	0	0	0	0	0	0	0	0	0	0	0.00	0.00
2070	50	0.00%	0.00%	0	0	0	0	0	0	0	0	0	0	0.00	0.00
	Summation	100%	100%	98,270,923	393,083,691	3,796,986,040	246,804,093	604,303,280	4,176,586,267	1,560,894,666	1,044,048,285	135,501,315	756,890,522	1.53	0.10

1. www.duncan.seddon.com

2. I-Chemicals-A-Ammonia and Urea-1

3. World Bank Commodities Price Forecast (nominal US dollars)

4. Dan Rusinak – Middough, Production of Prilled Urea, Sule Alabi Jonathan Arana Elizabeth Moscoso Oleg Yazvin